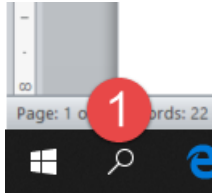


How-to disable WiFi on 47501 IPLoC D2-POM-n

A. Connect PC & IPLoC to the same router by means of LAN cables and turn off WiFi on the PC

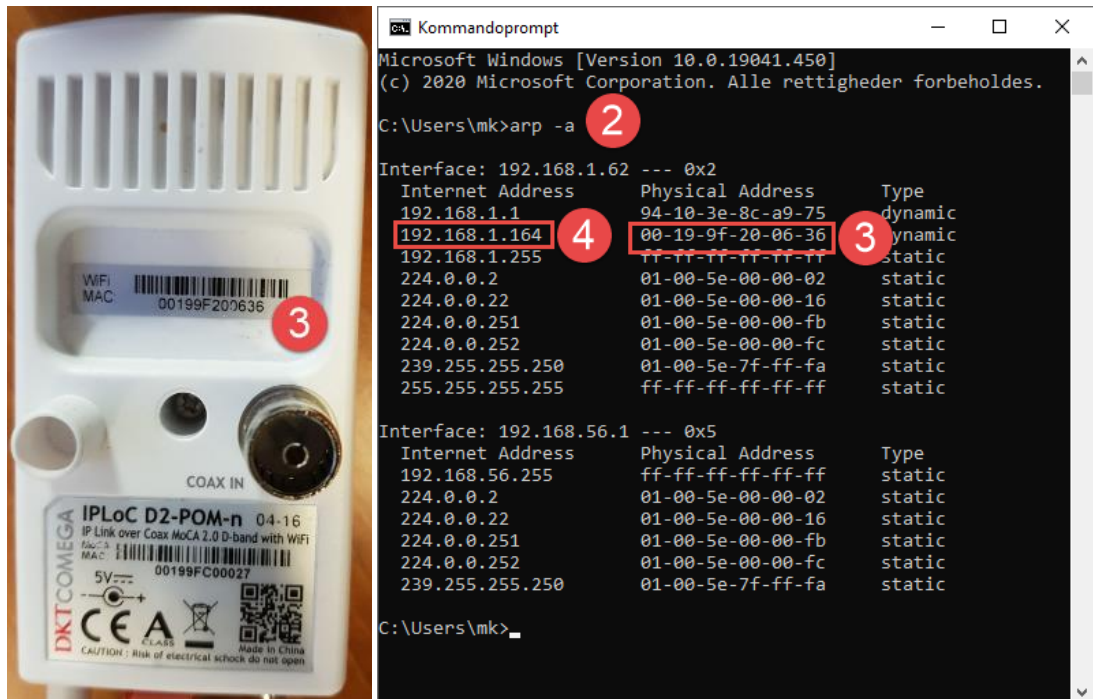
B. Click the search Icon on the PC



C. Type **cmd** and press **Enter**

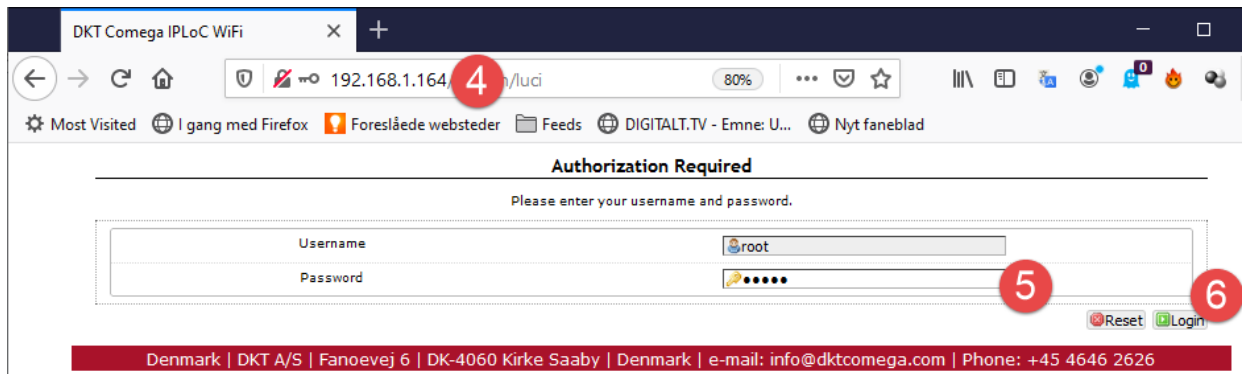
D. A Commandprompt window will appear

E. In the Commandprompt window: Type **arp -a** and press **Enter**



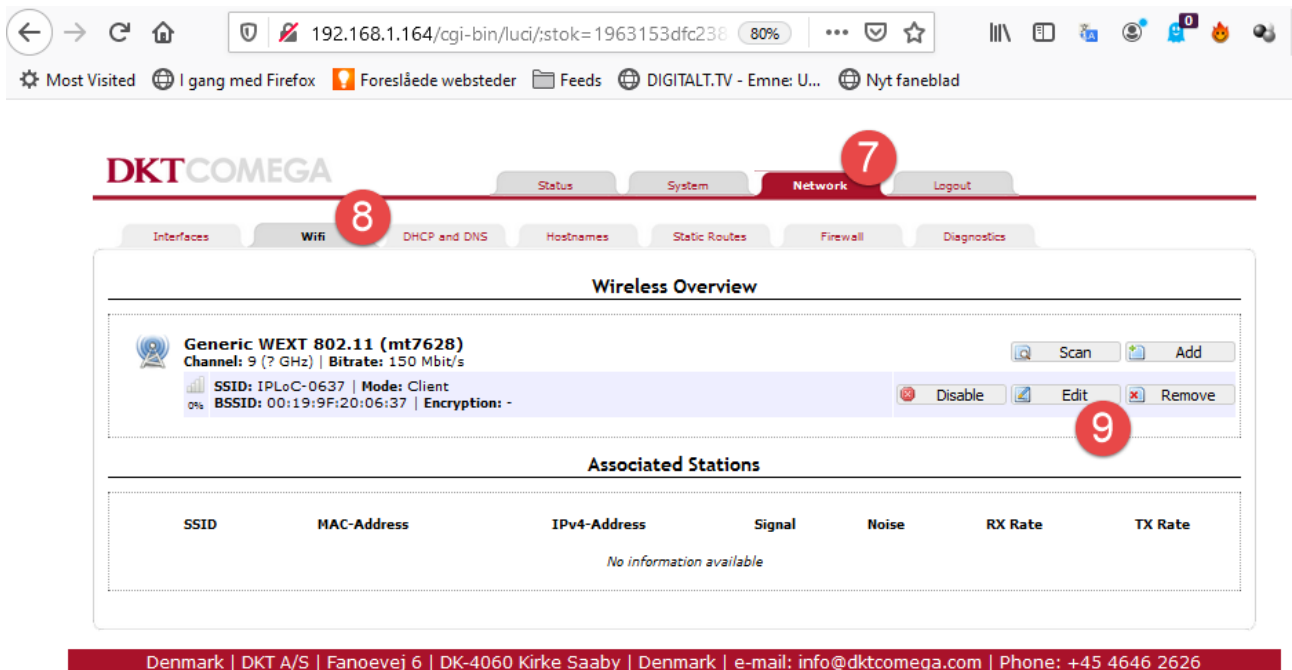
F. A list of devices in the network will appear inside the command prompt window, find the MAC address **3**, to match the WiFi MAC address of the IPLoC and make a note of the corresponding IP address **4**.

G. On the PC, open a browser and type the IP address **4**, to engage in the IPLoC WiFi Graphical User Interface:



H. Type **admin** in the password field **5** and click **Login** **6**

I. On the pane **Network** **7** + and the sub-pane **Interfaces** **8** Click **Edit** **9**



J. Radio on/off must be set **off** 10 , click **Save & Apply** 11

The screenshot shows the LuCI web interface for a DKT COMEGA device. The main navigation bar includes Status, System, Network, and Logout. The Network section is active, showing various sub-sections like Interfaces, WiFi, DHCP and DNS, Hostnames, Static Routes, Firewall, and Diagnostics. The current page is titled "Wireless Network: Client 'IPLoC-0637' (ra0)".

Device Configuration

- General Setup | Advanced Settings | HT Physical Mode
- Status: Mode: Client | SSID: IPLoC-0637 | BSSID: 00:19:9F:20:06:37 | Encryption: - | Channel: 3 (0.000 GHz) | Tx-Power: 0 dBm | Signal: 0 dBm | Noise: 0 dBm | Bitrate: 150.0 Mbit/s | Country: 00
- Radio on/off: **off** (highlighted with a red circle containing '10')
- Network Mode: 802.11b/g/n
- Channel: auto
- Band Width: 40MHz

Interface Configuration

- General Setup | Wireless Security
- ESSID: IPLoC-0637
- Mode: Access Point
- Network: lan:
 create:
- WMM Mode: Enable
- APSDCapable: Disable

Buttons: (highlighted with a red circle containing '11')

Footer: Denmark | DKT A/S | Fanoevej 6 | DK-4060 Kirke Saaby | Denmark | e-mail: info@dkcomega.com | Phone: +45 4646 2626

K. Wait 30 seconds before checking that the WiFi LED on the IPLoC remains off.

L. WiFi has now been disabled, and device power supply may be disconnected.